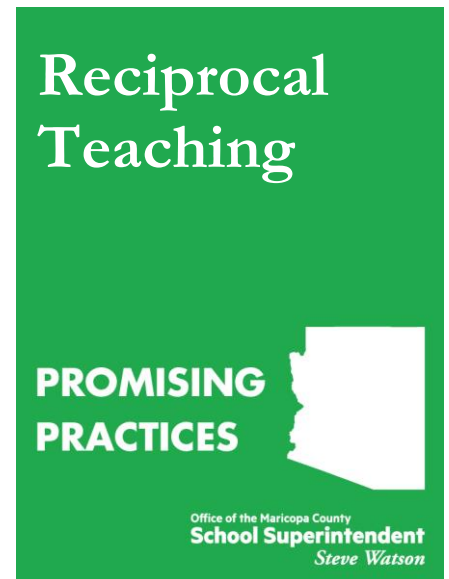






WHAT IS IT?

Reciprocal Teaching (Palinscar & Brown 1984) is a guided reading comprehension strategy that encourages students to develop the skills that effective readers and learners do automatically (summarize, question, clarify, predict and respond to what they are reading). Students use these four comprehension strategies for a text, in pairs or small groups. Reciprocal Teaching can be used with fiction, non-fiction, prose or poetry

IMPACT?

Reciprocal Teaching is a great way to teach students how to determine important ideas from a reading while discussing vocabulary, developing ideas and questions, and summarizing information. This strategy prompts students to be actively involved and monitor their comprehension as they read. Research indicates that Reciprocal Teaching promotes student achievement, develops their social skills, and promotes student self-esteem.



 <p>Predictor</p> <p>Use what you have read as well as titles, pictures or illustrations to help figure out what the group will learn and/or what will happen next in the text.</p> <p>The group can change predictions as you continue to read.</p>	 <p>Clarifier</p> <p>You must explain:</p> <p>When your group is confused.</p> <p>When the group doesn't know the meaning for a word.</p> <p>When a sentence/idea does not make sense.</p>	 <p>Questioner</p> <p>Your role is to ask questions which will help the group understand what has been read. Think of Here, Hidden & Head questions you can ask as you the text is read. Write them down.</p>	 <p>Summarizer</p> <p>Tell the group what was read in your own words.</p> <p>Prompt your group to pick out some of the main ideas in the text.</p>
--	--	---	---

TO LEARN MORE ABOUT THIS RESOURCE:

https://www.nbss.ie/sites/default/files/publications/reiciprocal_teaching_strategy_handout_copy_2_0.pdf